



# TIPPS ZUM Visualisieren

## Sketchnotes und Symbole zu Jesus

*Bonusmaterial*


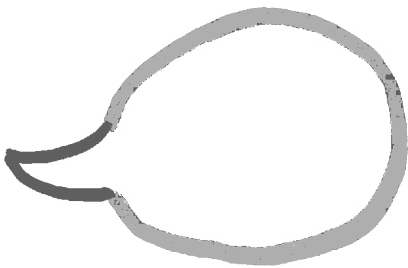


*Praxisentwürfe für Jugendliche  
zur Ökumenischen Bibelwoche 2018/2019*

*[www.amd-westfalen.de](http://www.amd-westfalen.de)  
[www.werkstatt-bibel.de](http://www.werkstatt-bibel.de)*


# Basics zum Visualisieren


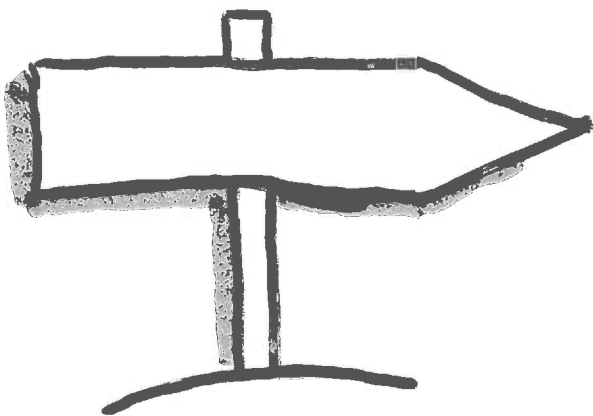









Grundformen

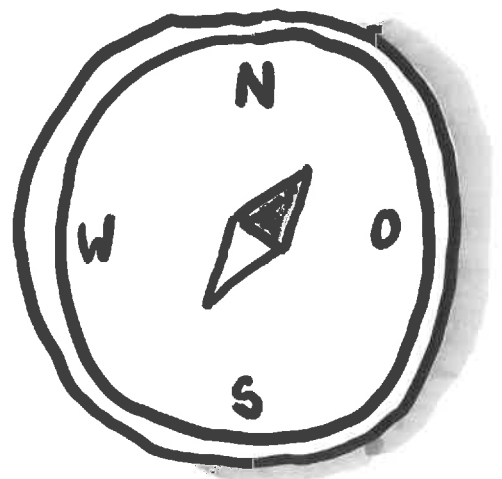












- Filzstifte
- Bleistift für Schatten
- Druckschrift
- wenig Farbe
- Bild und Wort verbinden

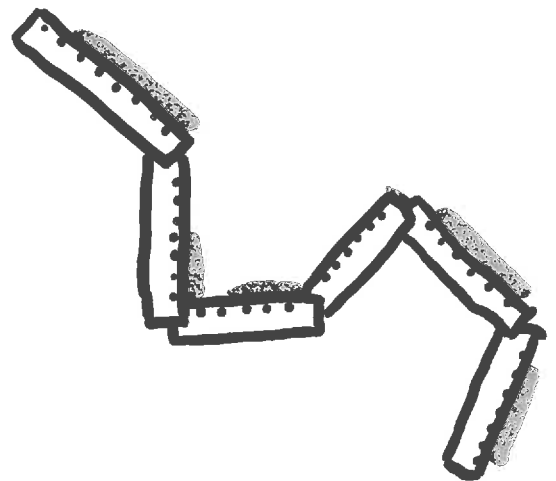








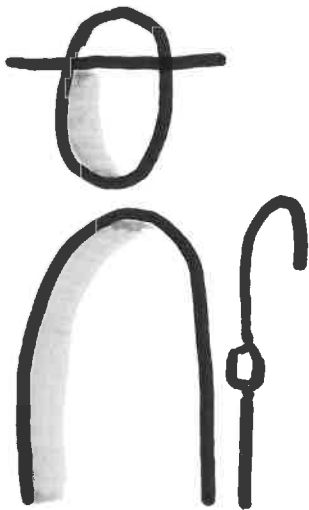












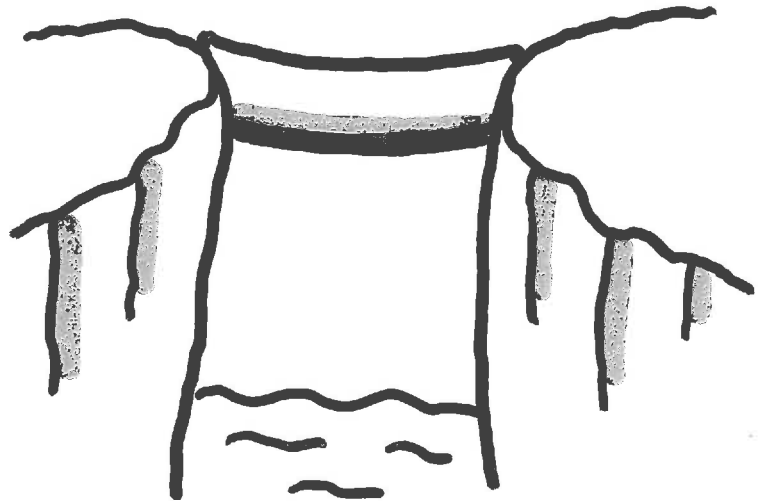
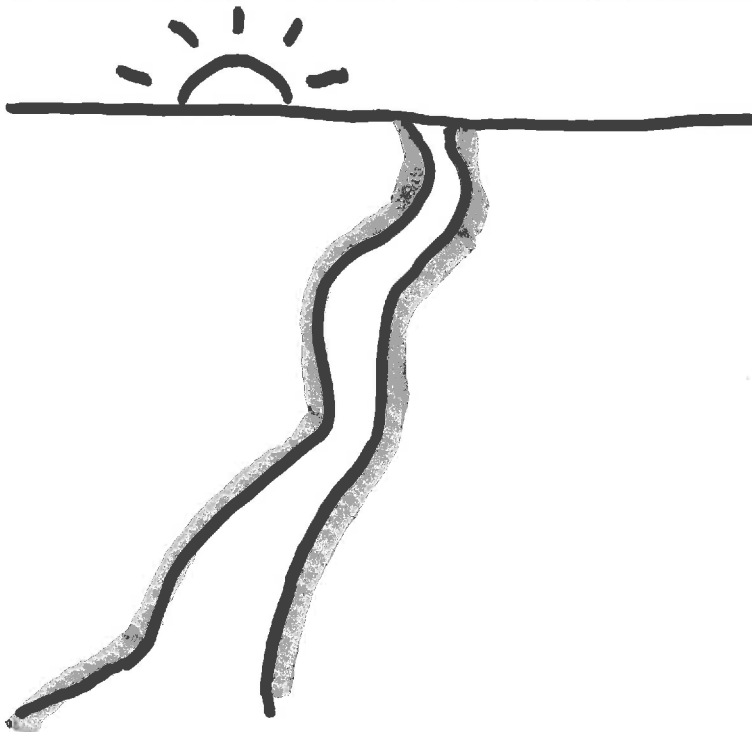















*Notizen:*

*Foto:*

Seite 01

[www.pixabay.com](http://www.pixabay.com)

# TIPPS zum Visualisieren Sketchnotes und Symbole zu Jesus

*Bonusmaterial*

*Praxisentwürfe für Jugendliche  
zur Ökumenischen Bibelwoche 2018/2019*

*Meike Zeipelt*

*Amt für Jugendarbeit der ev. Kirche von Westfalen*